

Specifications

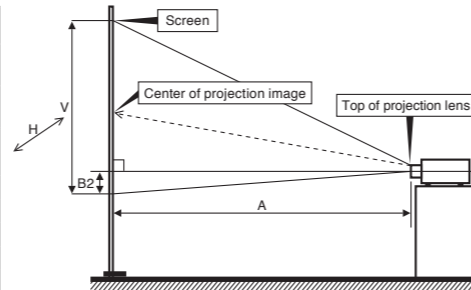
Model name		PJ WUL5A50	PJ WUL5A40ST	
Projection system		3LCD	3LCD	
Chip size		0.64" x3	0.64" x3	
Brightness		5,200lm	4,500lm	
Contrast ratio		5,000,000:1	5,000,000:1	
Aspect ratio		16:10	16:10	
Light source		Laser	Laser	
Light source life time		20,000(Standard)/30,000(Eco) (*)	20,000(Standard)/30,000(Eco) (*)	
Projection size		30-300inch	55-150inch	
Projection distance		0.765~7.964m(Wide) 1.258~12.885m(Tele)	0.514~1.468m	
Throw ratio		1.2-2.0	0.44	
Resolution		1,920x1,200 (WUXGA)	1,920x1,200 (WUXGA)	
Color reproduction		1,073,000,000	1,073,000,000	
Focus		Manual	Manual	
Zoom ratio		1.6	-	
Lens shift		Vertical: +60%	-	
Keystone		Horizontal/Vertical:±30%	Horizontal/Vertical:±15%	
Four corners correction		Support	Support	
Six points correction		Support	Support	
Curved correction		Support	Support	
Interfaces	Input	Computer	Mini D-SUB15pin x1	Mini D-SUB15pin x1
		HDMI1	HDMI(1.4) x1	HDMI(1.4) x1
		HDMI2	HDMI(1.4) x1	HDMI(1.4) x1
		Video	RCA(Yellow) x1	RCA(Yellow) x1
		Audio 1	3.5mm mini jack x1	3.5mm mini jack x1
	Input & Power out	Audio 2	RCA(L/R) x1	RCA(L/R) x1
		USB	USB typeA x1	USB typeA x1
	Output	Computer	Mini D-SUB15pin x1	Mini D-SUB15pin x1
		Audio	3.5mm mini jack x1	3.5mm mini jack x1
	Control	Wired LAN	RJ45 x1	RJ45 x1
PC control		D-SUB 9pin x1	D-SUB 9pin x1	
Others	USB(FW update)	USB typeB x1	USB typeB x1	
Noise(standard/eco1/eco2)		37dB/30dB/28dB	37dB/30dB/28dB	
Dimension (W x D x H mm) -(without feet)		390 x 294 x 116	390 x 319 x 132	
Weight		About 5.2kg	About 5.5kg	
Environment condition		Operating temperature: 5°C~40°C(0-1400m altitude) / 5°C~30°C(1400-3000m altitude) Operating humidity: 20%~80%(non-condensing)	Operating temperature: 5°C~40°C(0-1400m altitude) / 5°C~30°C(1400-3000m altitude) Operating humidity: 20%~80%(non-condensing)	
Power supply voltage		100-240V 50/60Hz	100-240V 50/60Hz	
Power consumption		Normal : 290W(100V)/288W(110V)/275W(220V)/273W(240V) ECO1: 200W(100V)/198W(110V)/191W(220V)/190W(240V) ECO2: 180W(100V)/178W(110V)/172W(220V)/171W(240V)	Normal : 290W(100V)/288W(110V)/275W(220V)/273W(240V) ECO1: 200W(100V)/198W(110V)/191W(220V)/190W(240V) ECO2: 180W(100V)/178W(110V)/172W(220V)/171W(240V)	
Stand by power consumption		<0.5W	<0.5W	
High altitude mode		Support	Support	
Speaker		16W mono	16W mono	

(*)Running time until the initial brightness reduces to 50%
(Life time varies depending on usage condition and environment.)

Projection distance

PJ WUL5A50				
Screen size			Projection distance	
Diagonal size (inch)	Width H (mm)	Height V (mm)	Wide A (mm)	Tele A (mm)
30	646	404	765	1258
80	1723	1077	2098	3411
100	2154	1346	2631	4273
120	2585	1615	3164	5134
150	3231	2019	3964	6426
200	4308	2692	5297	8579
300	6462	4039	7964	12885

PJ WUL5A40ST				
Screen size				Projection distance
Diagonal size (inch)	Width H (mm)	Height V (mm)	Height B2 (mm)	Wide A (mm)
55	1185	740	7.4	514
70	1508	942	9.4	668
80	1723	1077	10.8	769
90	1939	1212	12.1	869
100	2154	1346	13.5	969
130	2800	1750	17.5	1265
150	3231	2019	20.2	1468



Option

RICOH PJ Replacement Air filter Type18



- * The above appearances and specifications are subject to change without notice.
- * All rights reserved for the company names, product names and logo mark included in this brochure.

RICOH
imagine. change.

RICOH Standard and Short Throw
Laser Projectors

RICOH
PJ WUL5A50
PJ WUL5A40ST

- ✓ High resolution WUXGA
- ✓ 4,500-5,200lm high brightness
- ✓ 20,000h maintenance free
- ✓ High image quality
- ✓ Lightweight and portable



PJ WUL5A50



PJ WUL5A40ST

4K signal
compatible

4K

Lens shift



360°
installation



Quality for fixed or portable, standard or short throw



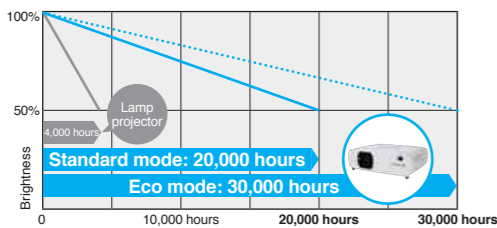
WUL5A50



WUL5A40ST

Long life laser light source

The laser light source has a long life of 20,000 hours (max 30,000 hours with eco mode), which is 6-7 times the life of a typical projector bulb source. It also features slow attenuation, meaning there is no risk of a sharp reduction in brightness or sudden black screen.



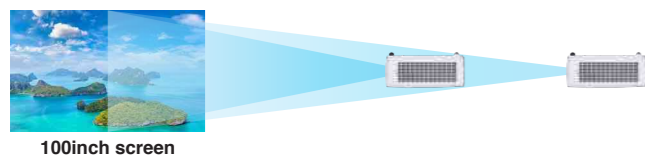
Light weight, portable design

At only 5.2kg (WUL5A50 model) and 5.5kg (WUL5A40ST model), these models provide small, convenient standard and short throw projector options that can easily be moved from room to room or fitted into a fixed installation.




1.6x Zoom (PJ WUL5A50)

A 1.6x zoom allows the PJ WUL5A50 model to maintain the same image size if the projection distance is changed.



0.44 Throw ratio/zero offset short throw (PJ WUL5A40ST)

The PJ WUL5A40ST short throw lens enables you to project a 100 inch screen from 0.97m distance. Images can be fully projected with zero offset, useful where there is limited space or in low ceilinged rooms.



3LCD technology

3LCD technology enables projection of vivid, true colour images thanks to an inorganic LCD panel and phosphor wheel. These elements also help prolong the unit's life.




Multiple picture modes

These models come with a number of pre-defined picture mode settings which can be selected in accordance with the usage environment. Choose from Standard, Bright, Natural or DICOM SIM modes.



High vertical lens shift (PJ WUL5A50)

For the PJ WUL5A50 model, +60% vertical lens shift enables a wide range of image adjustment without moving the unit, allowing greater freedom of installation position.



Golf simulation



Lecture room

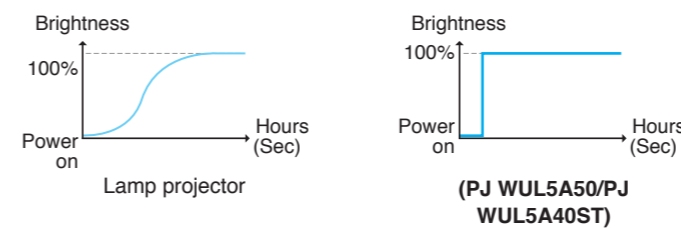
360 degree projection

Both PJ WUL5A50 and PJ WUL5A40ST can be installed to project through 360 degrees, making them highly flexible, reducing installation limitations and greatly expanding the application range.



Quick start up

Full brightness is achieved within seconds of turning the projector on. The light will also turn off within 5 seconds of the unit being powered off.



Auto ceiling

A built-in sensor can automatically correct the image's orientation.



High resolution and 4K signal input

A WUXGA chip allows each of these units to deliver ultra-widescreen 1,920x1,200 image resolution. They are also 3840x2160Hz compatible, which means they can directly play 4K resolution format audio and video content.

16W speaker

Each model is equipped with a 16W speaker, so sound can be broadcast to a whole room without the need for any plug-ins.



New cooling system

Both models feature a unique "direct wind flow design" which balances wind pressure and airflow to uniformly cool the LCD panels.

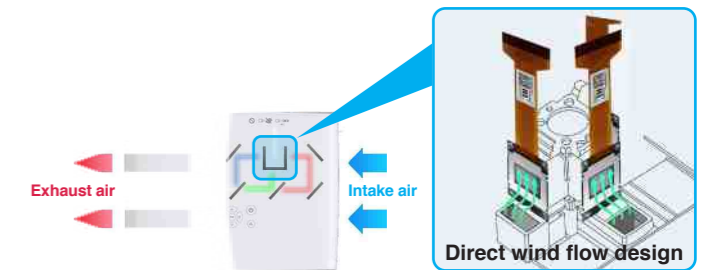


Image adjustment functions

Four corners/six points and curved correction functions allow the image to be fitted to the projection surface. In addition, grid image correction provides 187 adjustment points.

Interfaces

1. Audio IN (L/R) terminal
2. Audio OUT terminal
3. Computer IN terminal (VGA)
4. HDMI1/HDMI2 terminal
5. USB-B terminal
6. USB-A terminal
7. Video IN terminal
8. Audio IN terminal
9. Computer OUT terminal (VGA)
10. PC Control terminal (RS-232C)
11. Remote Receiver (Rear)
12. LAN terminal

